

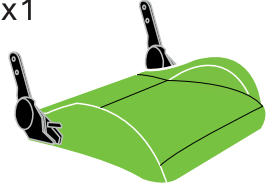

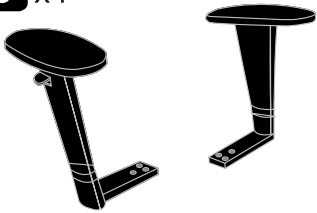

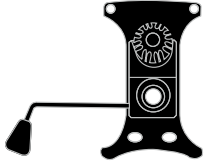








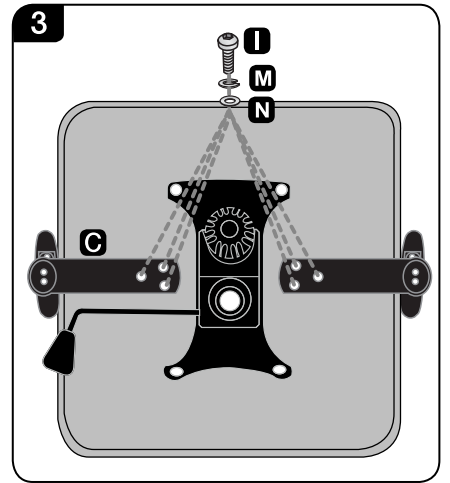
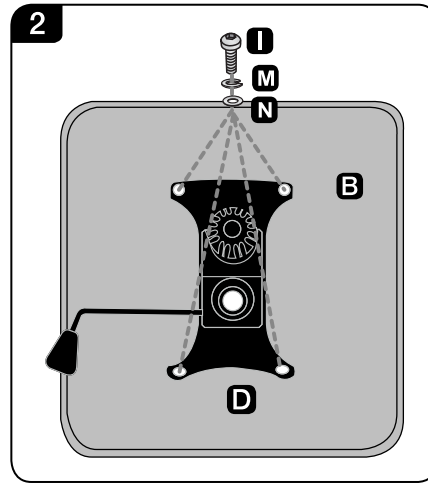
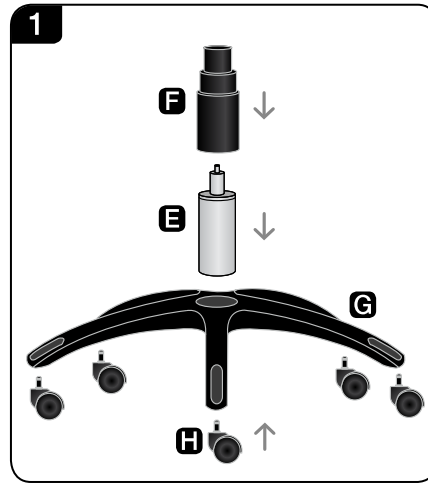


<b>A</b> x1 	<b>E</b> x1 
<b>B</b> x1 	<b>F</b> x1 
<b>C</b> x1 	<b>G</b> x1 
<b>D</b> x1 	<b>H</b> x5 
<b>I</b> x10 	<b>J</b> x4 
<b>K</b> x2 	<b>L</b> x2 
<b>M</b> x12 	<b>N</b> x12 
<b>O</b> 	



**Cleaning:**

→ If there are stains on the surfaces of the chair, apply some polish on a soft towel and rub the stains until they dissolves.

**Note:** Do not apply the polish directly on the chair.

